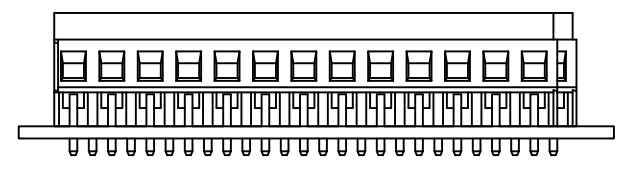
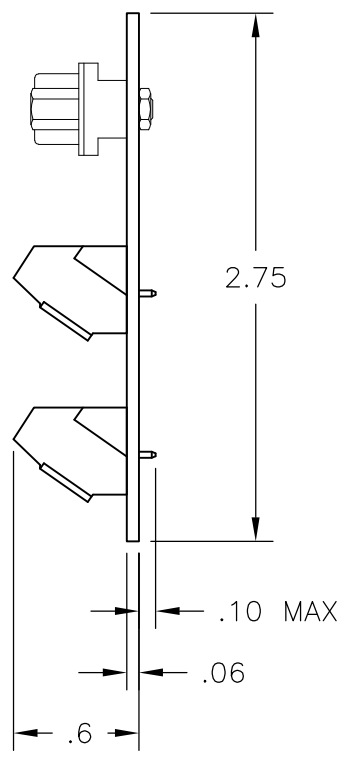
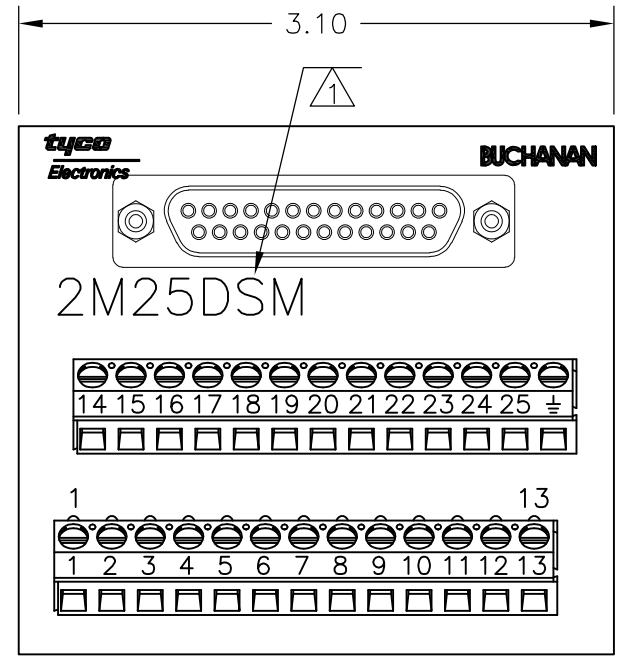


THIS DRAWING IS UNPUBLISHED. RELEASED FOR PUBLICATION
 © COPYRIGHT - By - ALL RIGHTS RESERVED.

LOC	DIST	REVISIONS				
P	LTR	DESCRIPTION	DATE	DWN	APVD	
FT	0	F	REVISION UPDATE TO F . NO CHANGE TO PARTS	13JUL2015	PS JK	



D-SUB CONNECTOR:

MATERIALS:
 HOUSING: THERMOPLASTIC POLYESTER, 94V-0.
 CONTACTS: COPPER ALLOY, GOLD PLATED.

MECHANICAL:
 WIRE RANGE: 26-30 AWG SOLID, 28 AWG STRANDED.

TERMINAL BLOCK:

MATERIALS:
 HOUSING: THERMOPLASTIC NYLON, BLACK, 94V-0.
 TERMINALS: COPPER ALLOY, TIN PLATE.
 SCREWS: 3M, BRASS, NICKEL PLATED.

ELECTRICAL CSA/UL:
 RATING: 10A, 300V.

MECHANICAL:
 WIRE RANGE: 14-22 AWG.

MOUNTING:

MATERIALS: RIGID PVC, GRAY.
MOUNTING: 2TK2 AND 2TK2D SERIES SNAPTRACK,
 (SOLD SEPARATELY).

NOTES:

- ① CATALOG NUMBER MARKED HERE.
- ② CONTAINS NO TIN-LEAD PLATING.

②	2M25DSML	1776606-1
	2M25DSM	1-1437684-8
	CATALOG NO.	PART NUMBER

THIS DRAWING IS A CONTROLLED DOCUMENT.		DWN S SCHLEGEL 08JUL02	TE Connectivity				
DIMENSIONS: INCHES		CHK H. WAKEEM 7/8/02					
TOLERANCES UNLESS OTHERWISE SPECIFIED:		APVD H. WAKEEM 7/8/02	NAME 2M25DSM ASSEMBLY				
0 PLC ± - 1 PLC ± .1 2 PLC ± .01 3 PLC ± - 4 PLC ± - ANGLES ± -		PRODUCT SPEC -	-				
MATERIAL -		FINISH -	APPLICATION SPEC -	SIZE A3	CAGE CODE 00779	DRAWING NO C-1-1437684-8	RESTRICTED TO -
CUSTOMER DRAWING			WEIGHT -	SCALE NTS	SHEET 1 OF 1	REV F	